



PH WINS

PUBLIC HEALTH WORKFORCE
INTERESTS AND NEEDS SURVEY

2021 SUMMARY REPORT:

National Governmental Public
Health Workforce

ACKNOWLEDGEMENT & CITATION

The Public Health Workforce Interests and Needs Survey (PH WINS) was developed by the de Beaumont Foundation and the Association of State and Territorial Health Officials to understand the interests and needs of the state and local governmental public health workforce in the United States, and was fielded in 2014, 2017, and 2021. For more information, visit www.phwins.org.

Citation: de Beaumont Foundation and Association of State and Territorial Health Officials, *Public Health Workforce Interests and Needs Survey: 2021 Dashboard*. August 3, 2022.

ABOUT THIS REPORT

This report summarizes key findings about the **national governmental public health workforce** from the 2021 Public Health Workforce Interests and Needs Survey (PH WINS).

- Key findings are organized by the main sections of PH WINS 2021:
 - Demographics
 - Workforce Characteristics
 - Staying & Leaving
 - Training Needs
 - Engagement & Satisfaction
 - Well-being

WHAT IS PH WINS?

Public Health Workforce Interests and Needs Survey

- PH WINS, a partnership between the de Beaumont Foundation and the Association of State and Territorial Health Officials (ASTHO), was fielded in 2014, 2017, and 2021.
- **First and only nationally representative source of data** about the governmental public health workforce.
- Supports the governmental public health workforce in **understanding their strengths and gaps** and informs future investments in workforce development efforts.

2021 METHODS

- PH WINS 2021 was distributed via web survey to **137,446 state and local governmental public health workers:**
 - 47 state health agencies
 - 29 big city health departments
 - 259 local health departments
- The PH WINS 2021 instrument had five domains: workplace environment, COVID-19 response, training needs, addressing public health issues, and demographics.
- One important change in 2021: non-permanent employees of centralized state health agencies were included in the nationally representative data set.

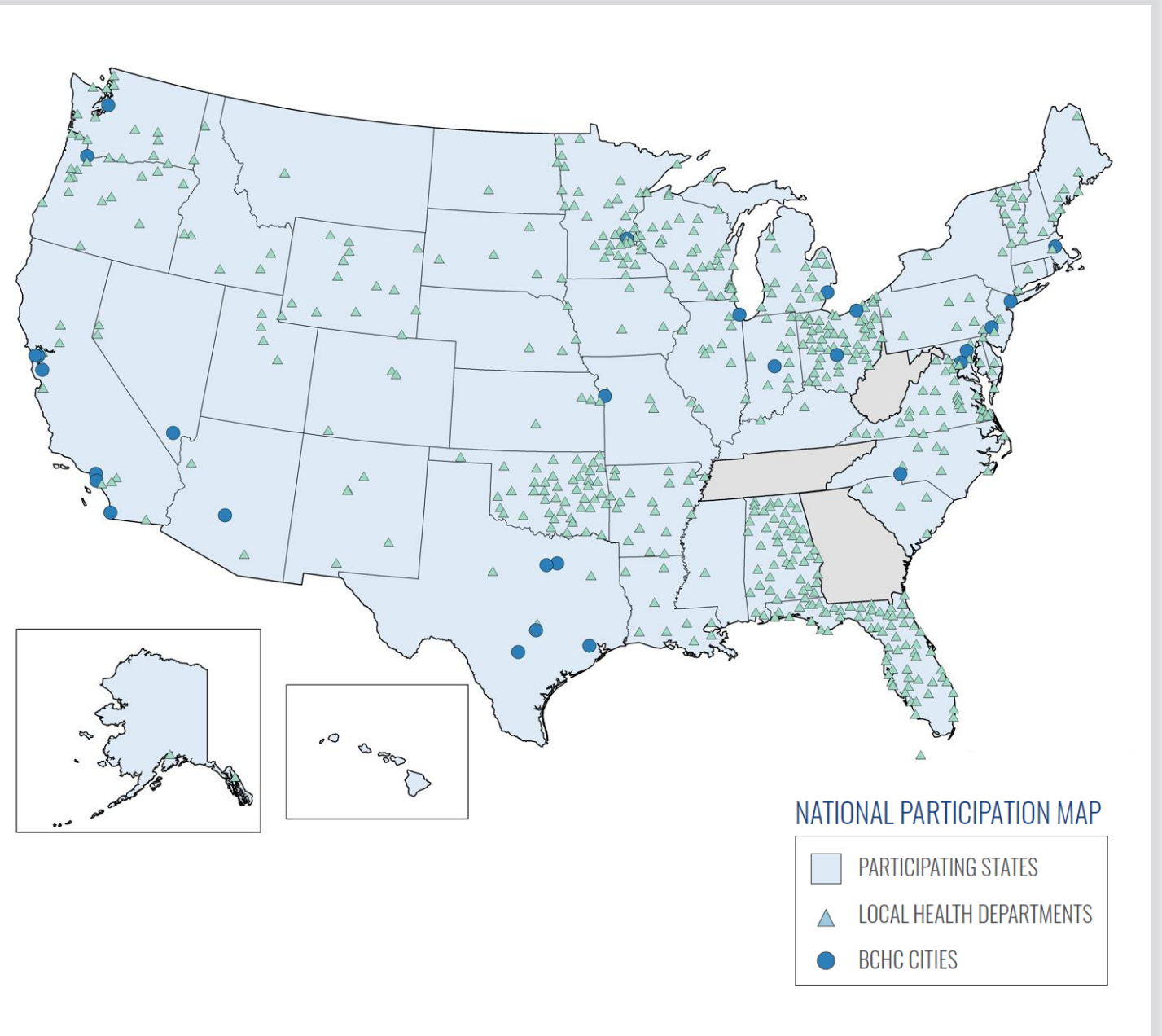
SETTING DEFINITIONS

- **States** setting includes respondents in a State Health Agency Central Office.
- **Big Cities** setting includes respondents in a health department that is a member of the Big Cities Health Coalition.
- **Other locals** setting includes respondents in local health departments with staff > 25 and serving a population > 25,000.
 - This includes local health departments in HHS Regions V and X as well as local health departments in other regions.

NATIONAL PARTICIPATION

- Nationally, the survey was completed by 44,732 individuals, for a **35% response rate**.
- Response rates varied by frame:
 - **SHA: 34%**
 - **Big Cities: 28%**
 - **Other locals: 52%**
 - **Locals in Regions V and X*: 56%**

*HHS Regions V and X participated in the PH WINS for All pilot programming, recruiting all locals in those regions, regardless of size, to participate in PH WINS.



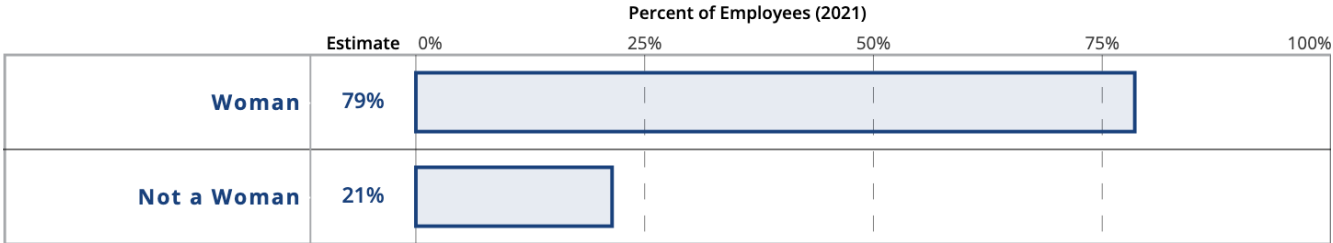
2021 KEY FINDINGS: DEMOGRAPHICS

- PH WINS respondents self-reported demographic (personal) characteristics like their gender, race/ethnicity, and age.
- Respondents also self-reported their highest level of education attained and whether they have a specialized degree in public health.

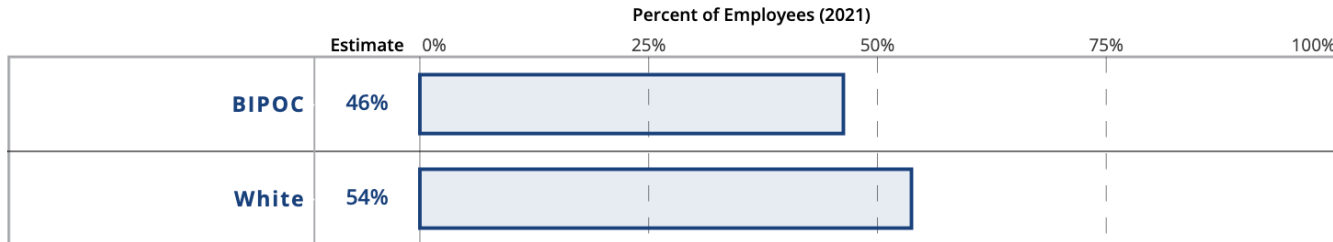
DEMOGRAPHICS

- **79%** of the national workforce **self-identifies as a woman.**
- **More than half** of the national workforce **self-identifies as White.**

GENDER COLLAPSED NATIONAL: ALL EMPLOYEES



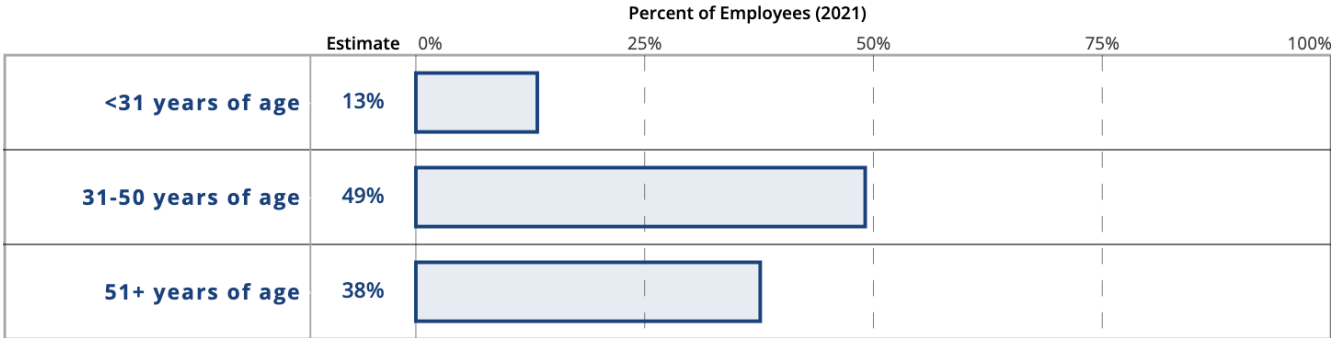
RACE & ETHNICITY COLLAPSED NATIONAL: ALL EMPLOYEES



DEMOGRAPHICS

- **Nearly half** of the national workforce is between the **ages of 31 and 50 years.**

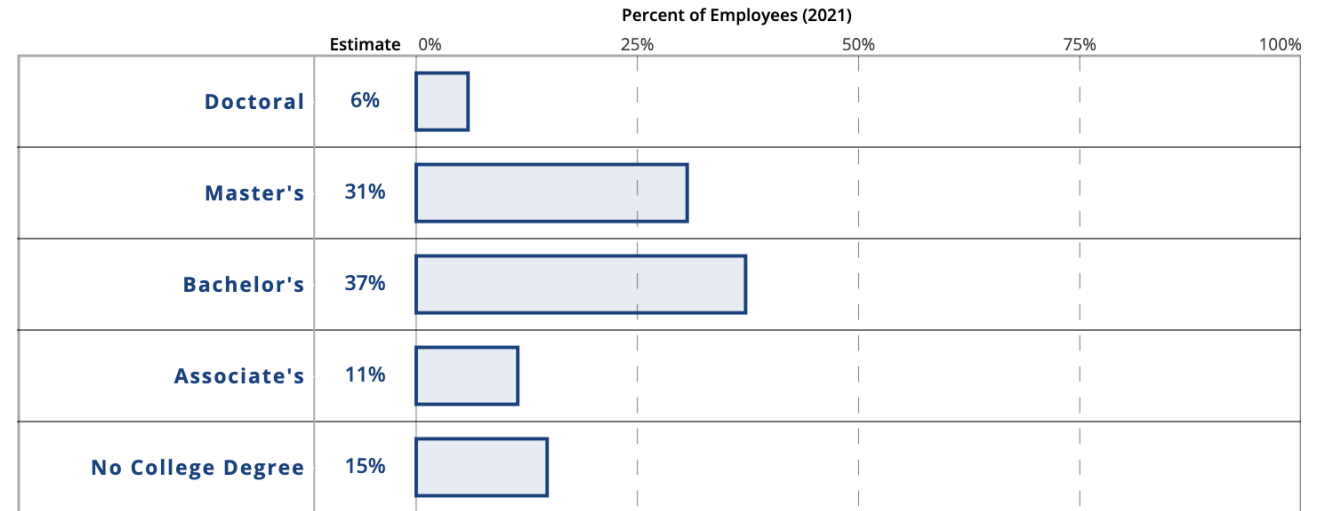
AGE COLLAPSED NATIONAL: ALL EMPLOYEES



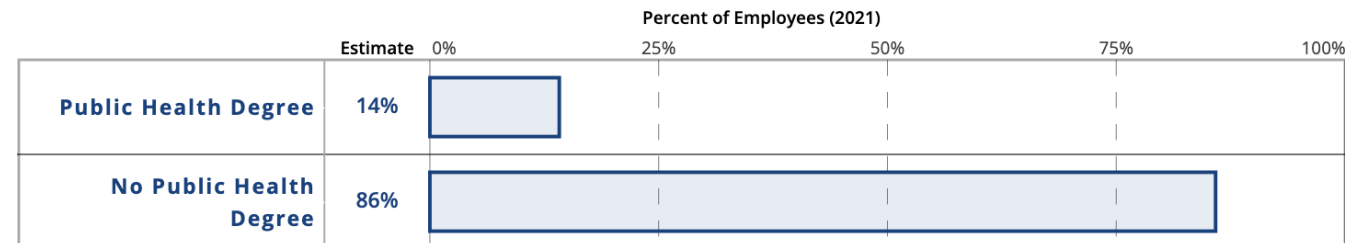
EDUCATIONAL ATTAINMENT

- **37%** of the national workforce **has an advanced degree.**
 - 31% has a Master's degree.
 - 6% has a Doctoral degree.
- **14%** has a specialized **degree in public health.**

EDUCATIONAL ATTAINMENT NATIONAL: ALL EMPLOYEES



PUBLIC HEALTH TRAINING NATIONAL: ALL EMPLOYEES



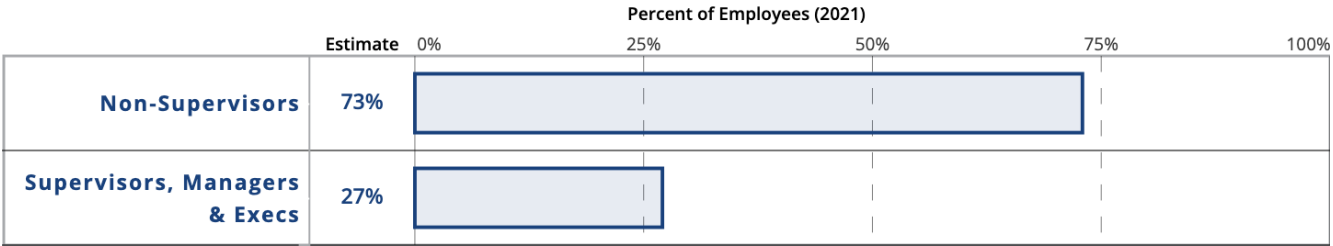
2021 KEY FINDINGS: WORKFORCE CHARACTERISTICS

- PH WINS respondents were asked a series of questions related specifically to their job and the work they do, including:
 - Supervisory status
 - Job role
 - Tenure in public health overall, at their agency, and in their current job
- Respondents also reported full-time/part-time status and salary information.

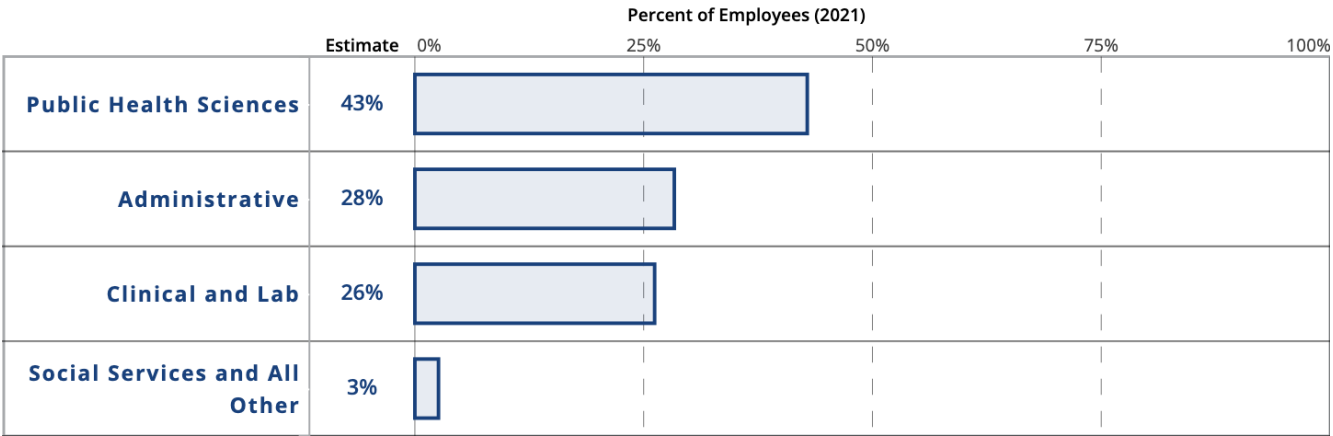
SUPERVISORY STATUS/JOB ROLE

- **Nearly 3 out of 4** national staff work in a **non-supervisory role**.
- **43%** of staff worked in a **public health sciences job role**, which includes program staff, epidemiologists, and contact tracers, among others.

SUPERVISORY STATUS COLLAPSED NATIONAL: ALL EMPLOYEES



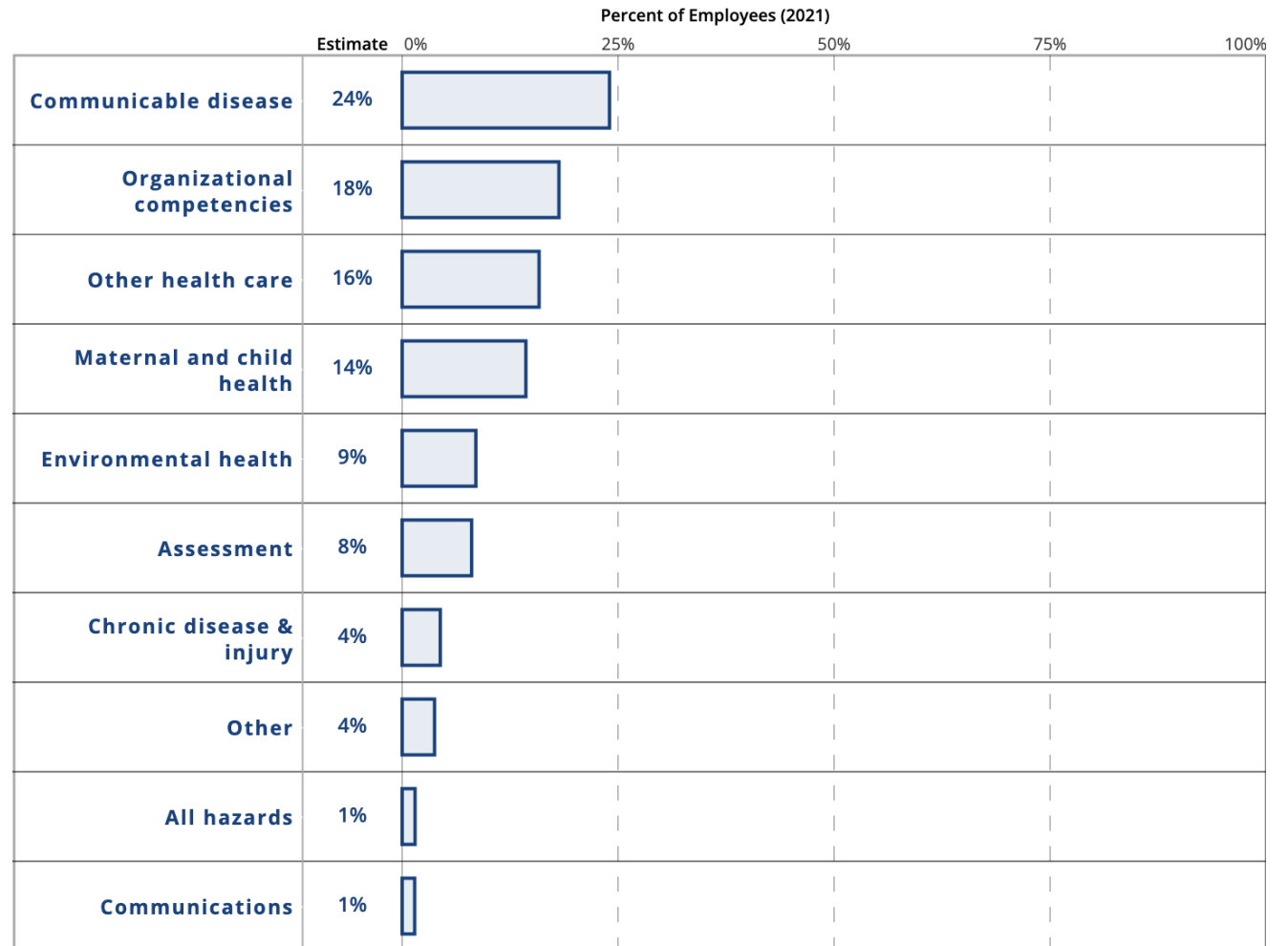
JOB CLASSIFICATION NATIONAL: ALL EMPLOYEES



PROGRAM AREA

- More than half of the national workforce is distributed across **three primary program areas**:
 - **Communicable Disease**
 - **Organizational Competencies**, including administrative support, workforce development, and other business services.
 - **Other Health Care**, including certain clinical services, immunizations, mental, oral, and school health, and substance misuse.

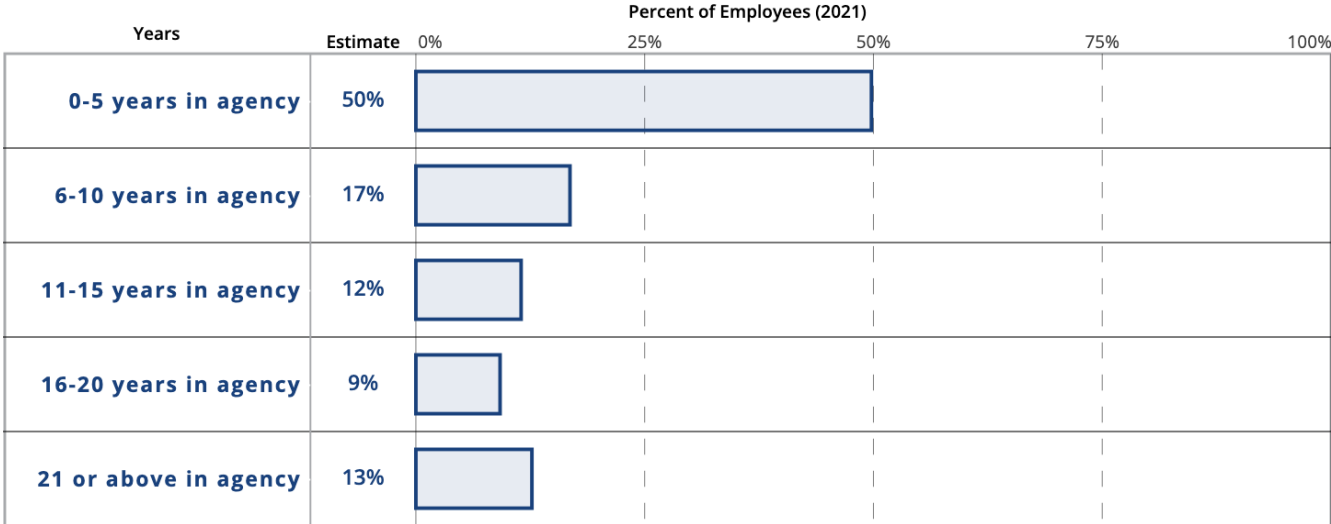
PROGRAM AREA NATIONAL: ALL EMPLOYEES



TENURE AT AGENCY

- **Half of the national workforce** in 2021 had served at their agency **for 5 years or less.**
- 13% had served 21 or more years.

AGENCY TENURE NATIONAL: ALL EMPLOYEES



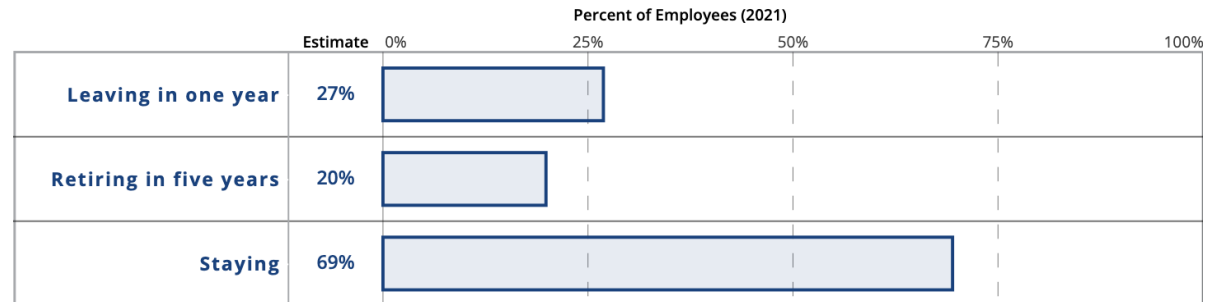
2021 KEY FINDINGS: STAYING & LEAVING

- PH WINS respondents were asked a series of questions related to their intent to leave or stay at their agency and whether the COVID-19 pandemic affected their decision.
- Respondents were also asked to select reasons why they intend to stay or leave.

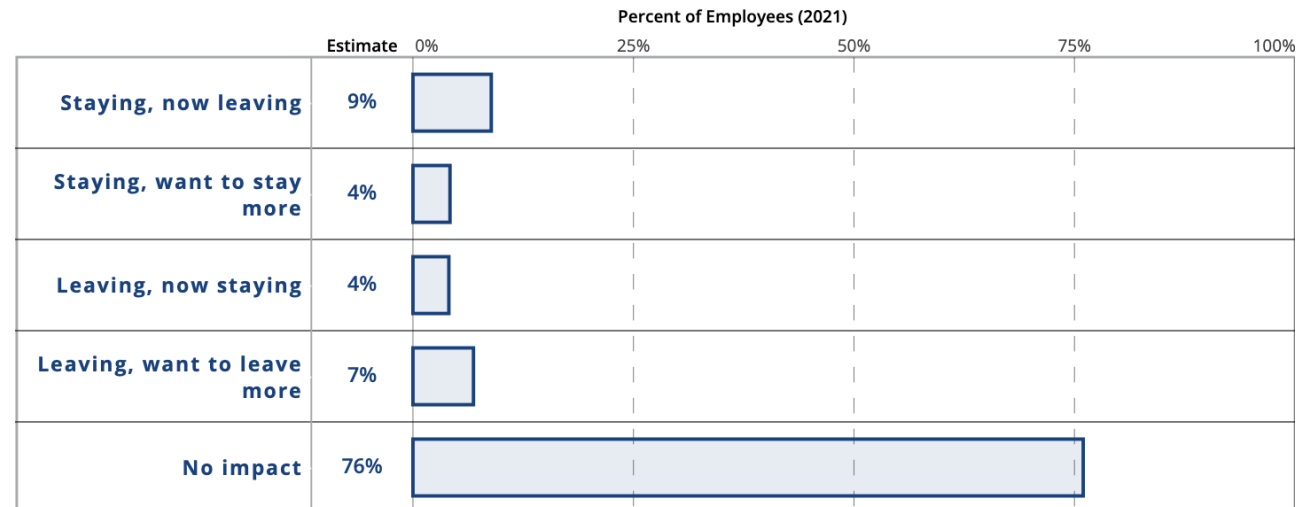
INTENT TO LEAVE/STAY

- **More than a quarter** of national employees **are considering leaving** their organization within the next year.
- 24% reported that the **COVID-19 pandemic impacted their decision** to stay or leave.
 - Among those who intend to leave, 39% said the pandemic impacted their decision (*data not shown*).

INTENT TO LEAVE NATIONAL: ALL EMPLOYEES



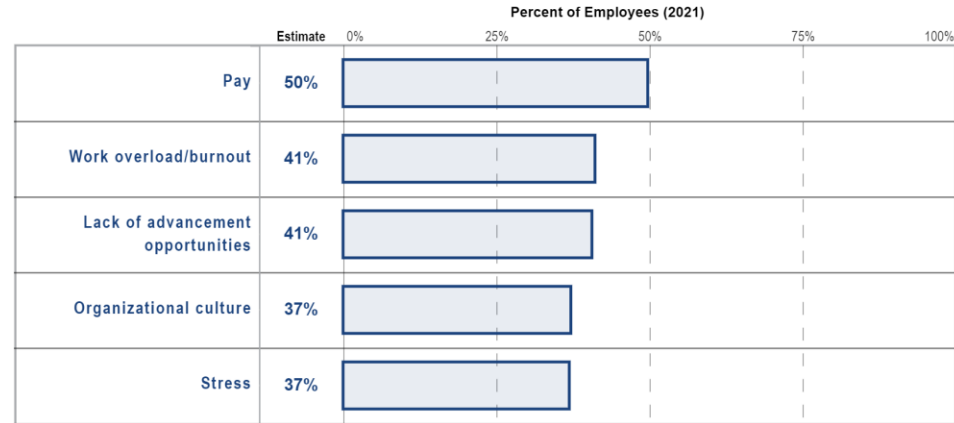
IMPACT OF COVID ON STAYING & LEAVING NATIONAL: ALL EMPLOYEES



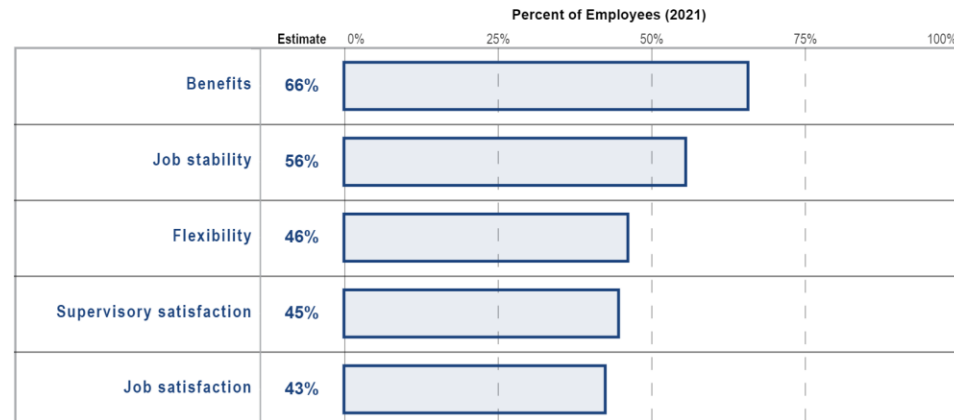
REASONS FOR LEAVING/STAYING

- Understanding employees' reasons for leaving is critical for improving recruitment and retention.
- **Top reasons for leaving** among national staff who intend to leave include:
 - **Work overload/burnout** (reported by 41%)
 - **Stress** (reported by 37%).

REASONS FOR LEAVING NATIONAL: ALL EMPLOYEES



REASONS FOR STAYING NATIONAL: ALL EMPLOYEES



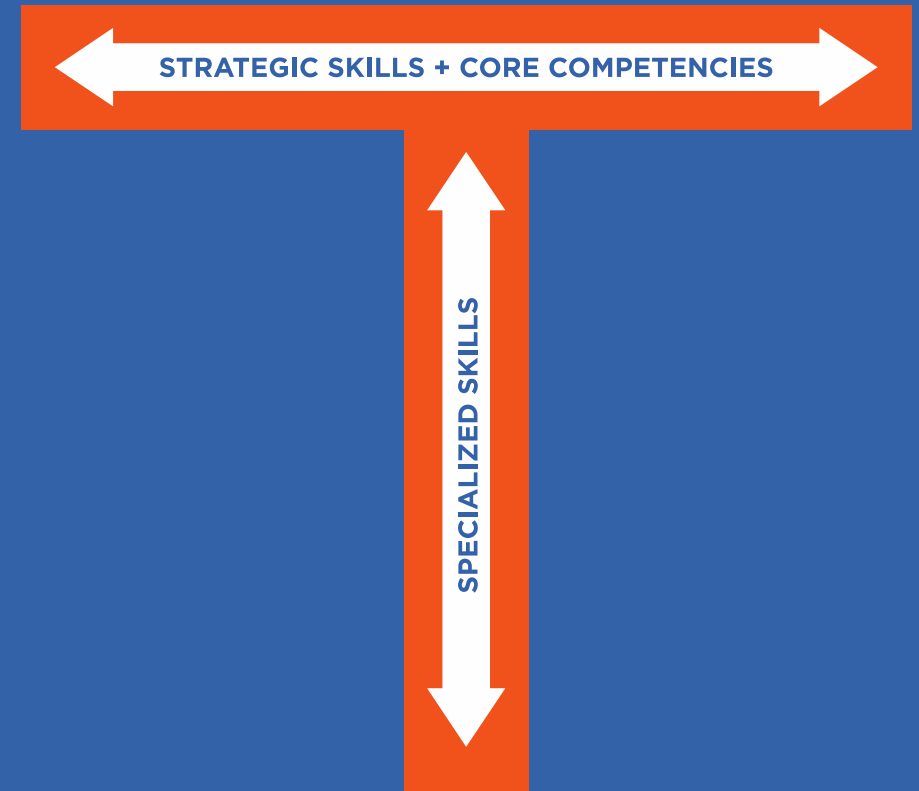
2021 KEY FINDINGS: TRAINING NEEDS

- PH WINS respondents were asked to rate the day-to-day importance of and their own proficiency with 25-26 skill items, tailored for their supervisory level.
- Skills were collapsed into 10 strategic skill categories.
- A **training need** is a skill item reported as having **high importance, but low proficiency**.
- Identifying training needs can help support strategies to produce T-employees, or those who have depth in technical skills and breadth in strategic skills.

FIGURE 2.

The Public Health T:
Complementing
Specialized Skills
with a Cohesive
Cross-Cutting Skill
Framework

Note: T-shaped employees have depth in specialized skills related to a specific program or topic area (e.g., communicable disease control, environmental public health, etc.) and breadth in cross-cutting skills that include the Strategic Skills and Core Competencies.



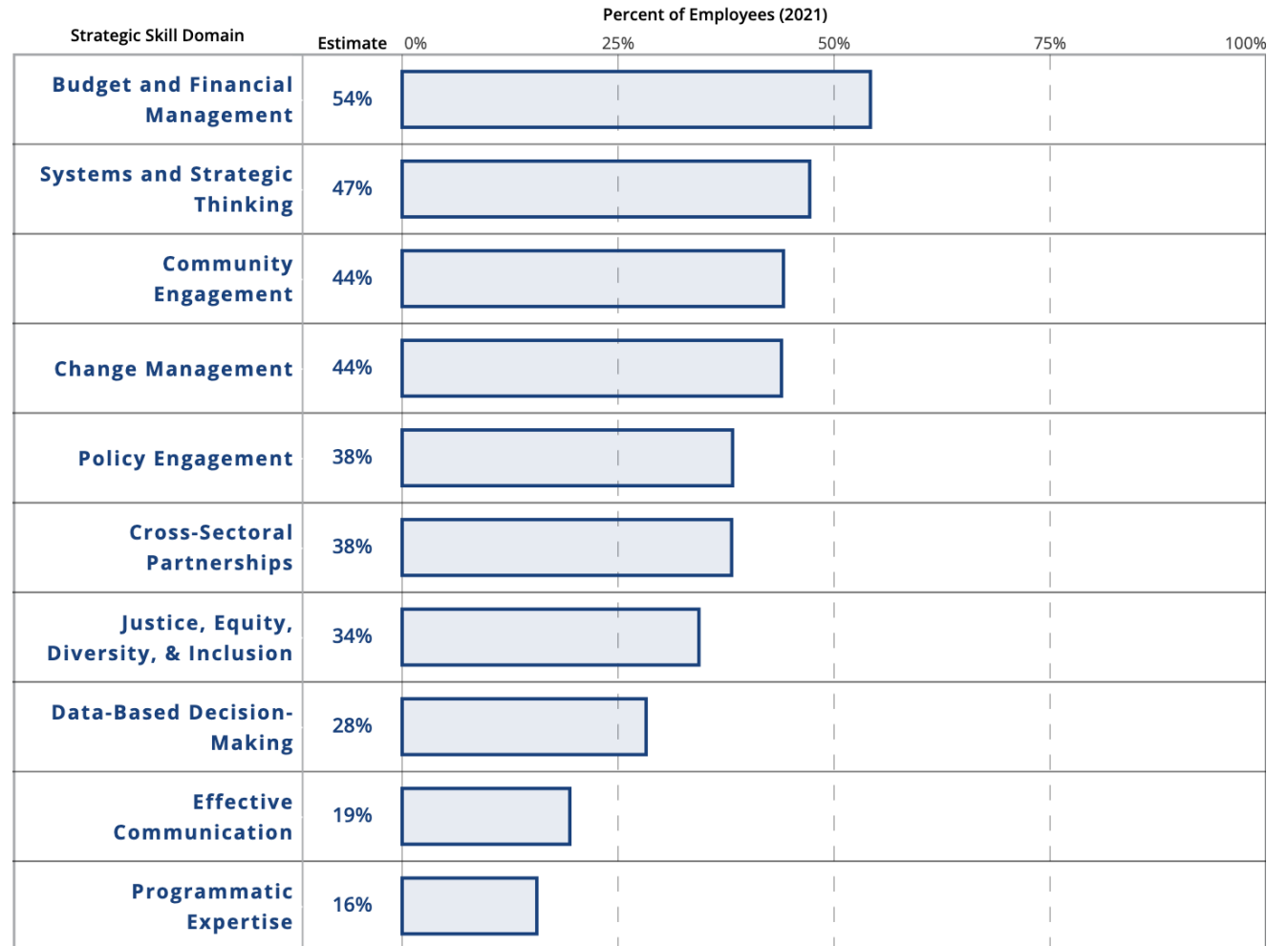
Source: de Beaumont Foundation. "Adapting and Aligning Public Health Strategic Skills,". March 2021.

TRAINING NEEDS: ALL SUPERVISORY LEVELS

The top 5 areas of training needs nationally **across all supervisory levels** are:

- Budget and financial management
- Systems and strategic thinking
- Community engagement
- Change management
- Policy engagement

TRAINING NEEDS NATIONAL: ALL EMPLOYEES

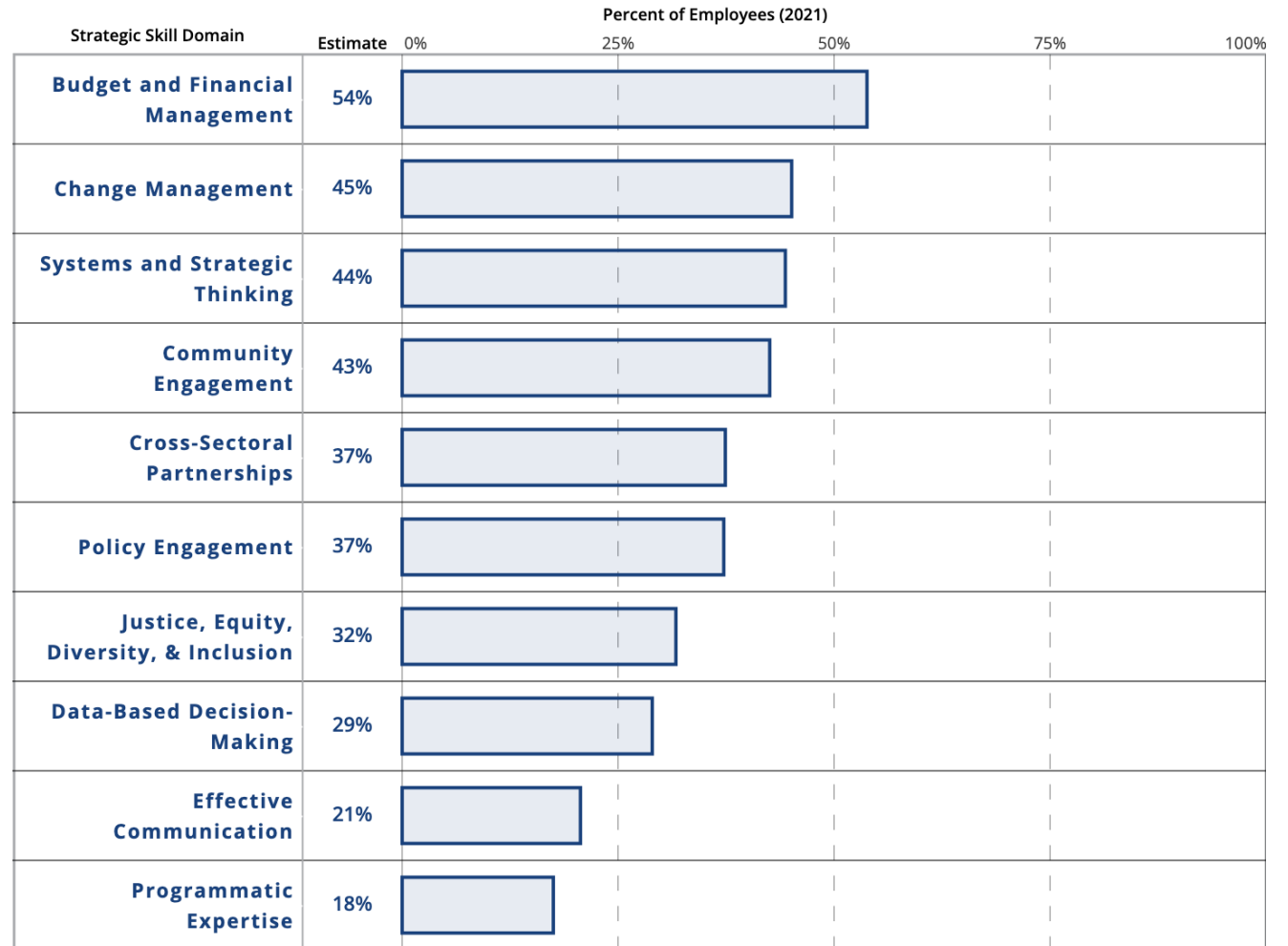


TRAINING NEEDS: NON-SUPERVISORS

The top 5 areas of training needs nationally **among non-supervisors** are:

- Budget and financial management
- Change management
- Systems and strategic thinking
- Community engagement
- Cross-sectoral partnerships

TRAINING NEEDS: NON-SUPERVISORS NATIONAL: ALL EMPLOYEES

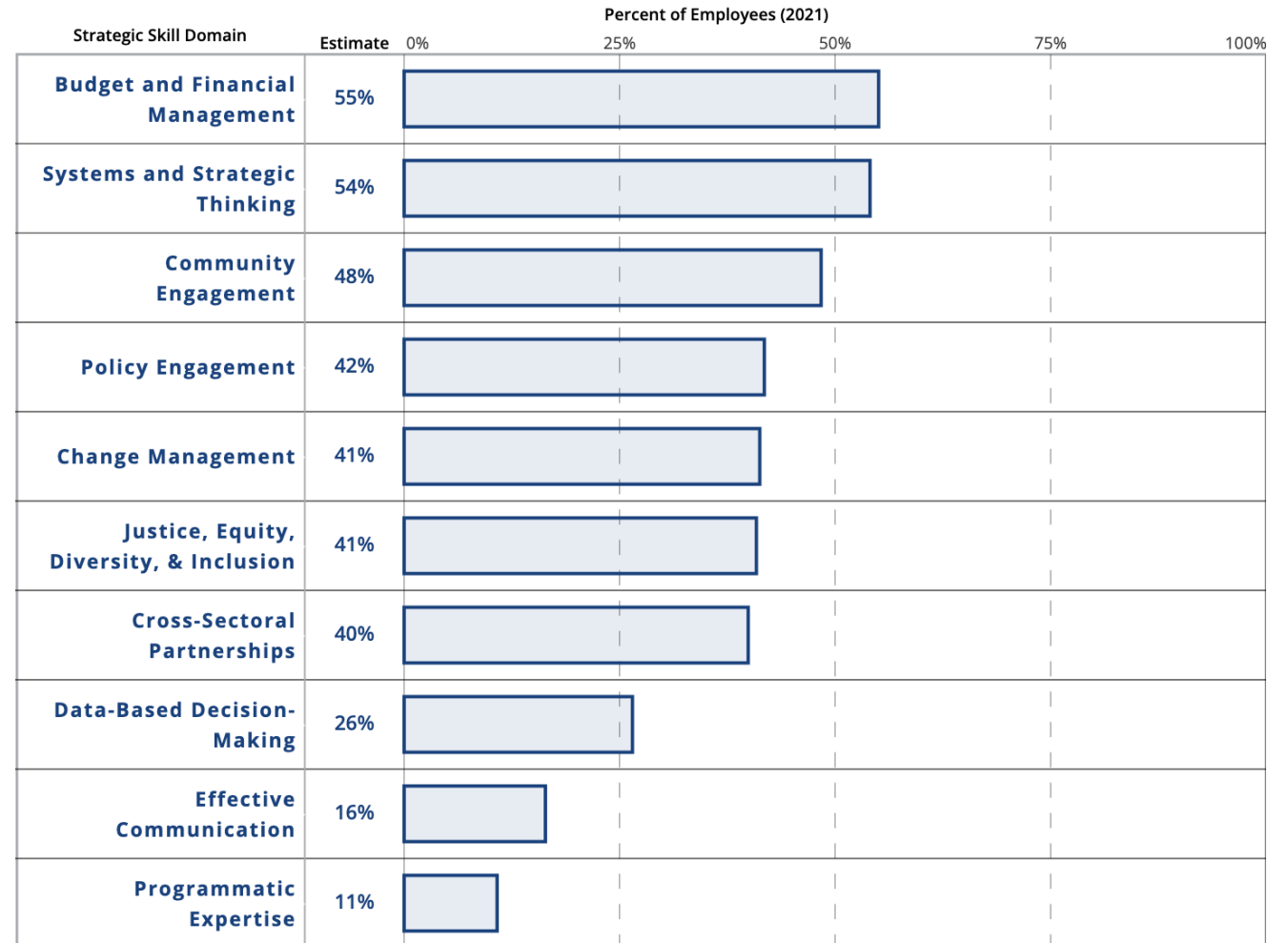


TRAINING NEEDS: SUPERVISORS, MANAGERS, & EXECUTIVES

The top 5 areas of training needs nationally **among supervisors, managers, & executives** are:

- Budget and financial management
- Systems and strategic thinking
- Community engagement
- Policy engagement
- Change management

TRAINING NEEDS: SUPERVISORS, MANAGERS, & EXECUTIVES NATIONAL: ALL EMPLOYEES



2021 KEY FINDINGS: ENGAGEMENT & SATISFACTION

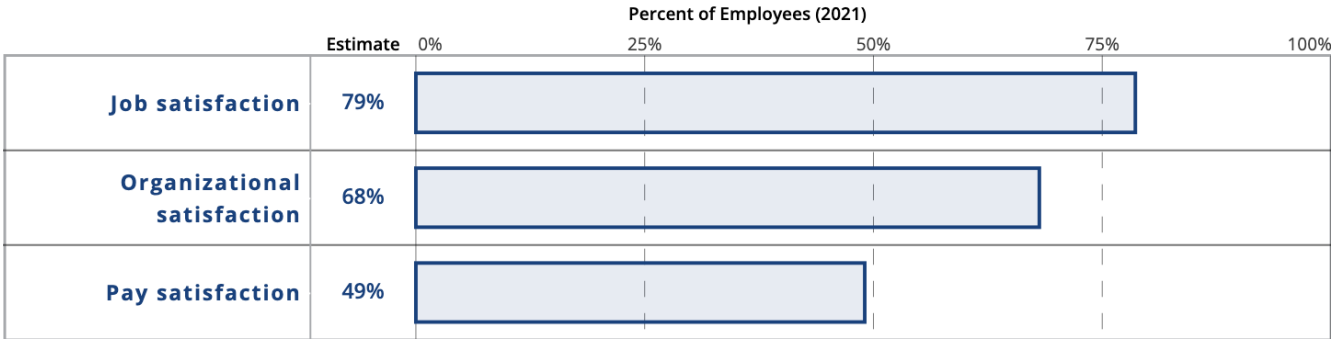
PH WINS respondents were asked to rate their agreement with several statements related to:

- Job, organizational, and pay satisfaction
- Perceptions about their workplace
- Perceptions about their supervisors
- Perceptions about their organization

SATISFACTION

- The national workforce is **largely satisfied** with their **job** (79%) and **organization** (68%).
- Less than half (49%) are satisfied with their pay.

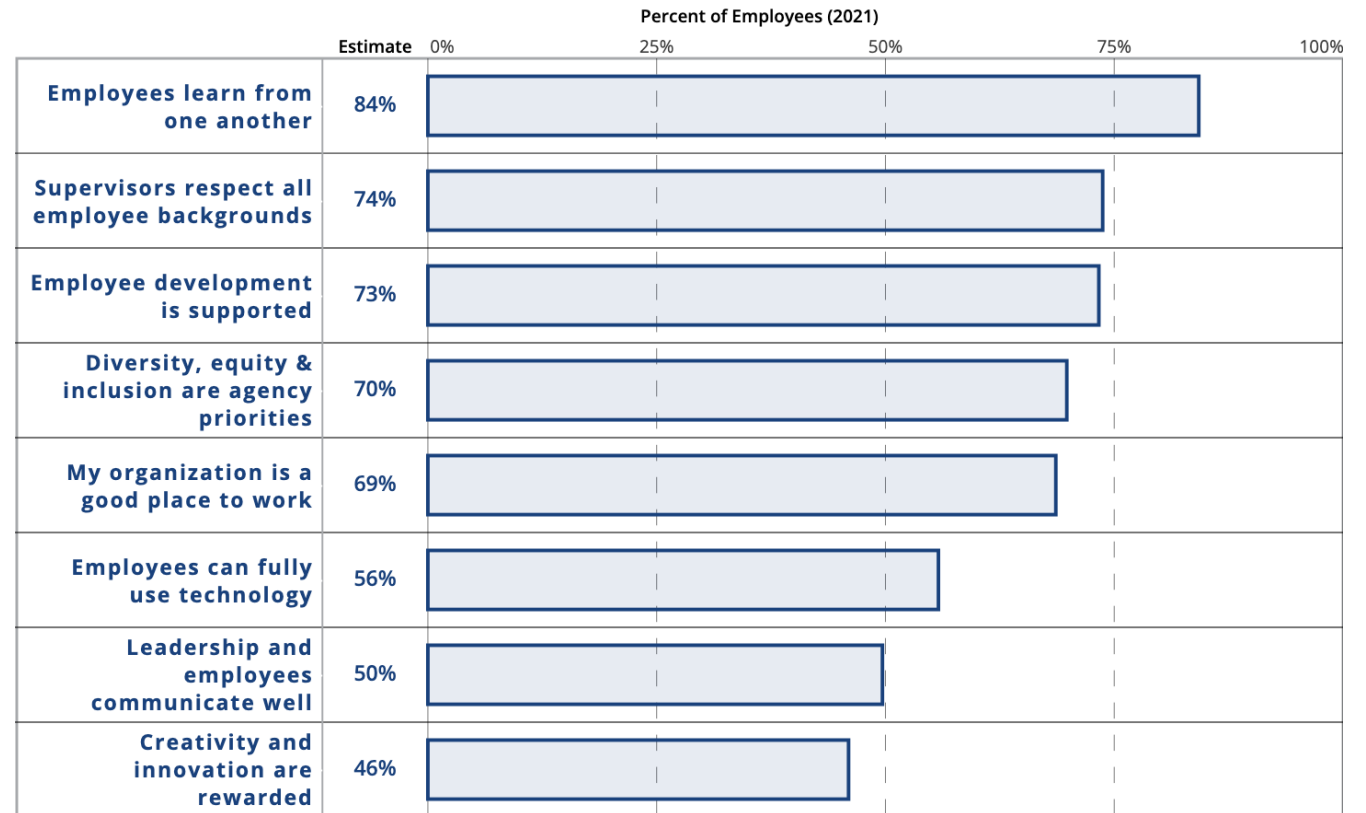
EMPLOYEE SATISFACTION NATIONAL: ALL EMPLOYEES



PERCEPTIONS ABOUT ORGANIZATION

- The national workforce's **overall perceptions of their organizations are positive.**
- However, there is room for improvement:
 - Just half of the workforce agrees that leadership staff and employees communicate well.
 - 46% agree that creativity and innovation are rewarded.

PERCEPTIONS ABOUT ORGANIZATION NATIONAL: ALL EMPLOYEES



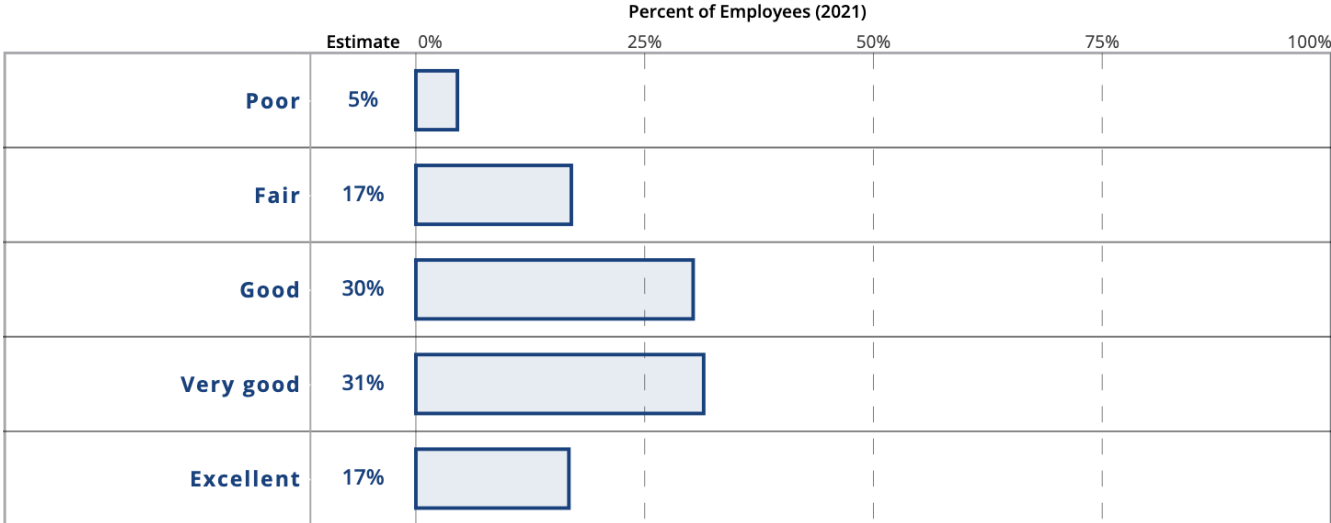
2021 KEY FINDINGS: WELL-BEING

The 2021 PH WINS survey included questions specifically about employees' mental and emotional well-being.

WELL-BEING

- 1 in 5 national staff rate their mental health as either **“poor” or “fair.”**
- Employees working in **big-city public health departments** reported **worse mental health** than employees in other types of public health departments (*data not shown*).
- Across all agency types, **executives reported worse mental health** than other employees (*data not shown*).

OVERALL MENTAL & EMOTIONAL WELL-BEING NATIONAL: ALL EMPLOYEES



2021 KEY FINDINGS: HEALTH EQUITY CONCEPTS

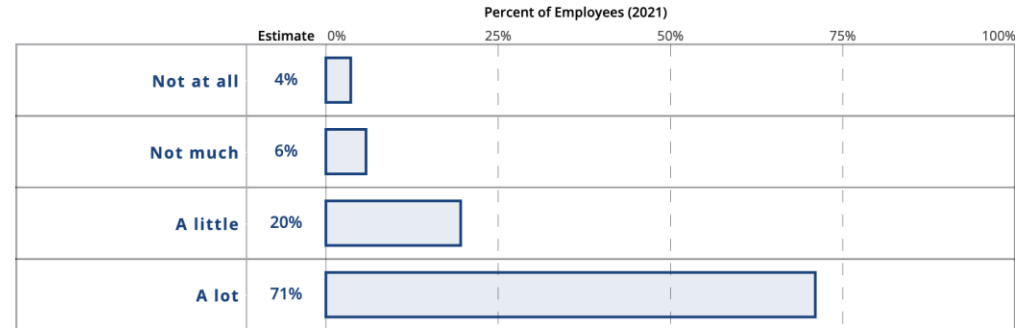
The 2021 PH WINS survey asked respondents to rate their awareness of and confidence in applying five health equity concepts:

- Health Equity
- Social Determinants of Equity
- Social Determinants of Health
- Structural Racism
- Environmental Justice

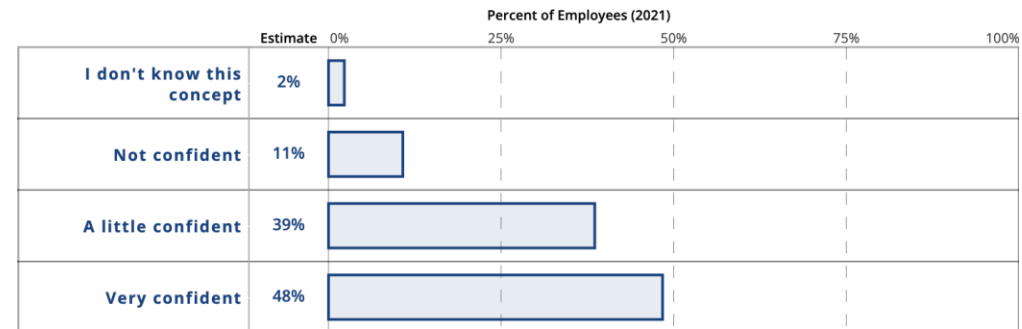
HEALTH EQUITY CONCEPTS: HEALTH EQUITY

- **71%** of the national workforce rated their **awareness** of Health Equity as **a lot**.
- **48%** of the national workforce is **very confident** in applying the concept of Health Equity to their work.

AWARENESS: HEALTH EQUITY NATIONAL: ALL EMPLOYEES



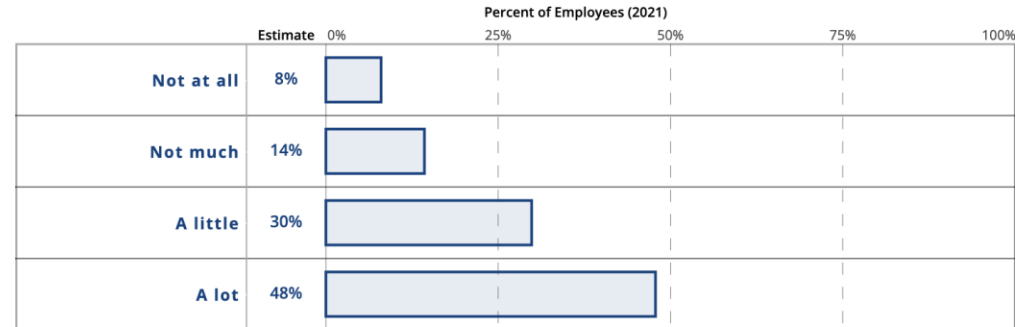
CONFIDENCE: HEALTH EQUITY NATIONAL: ALL EMPLOYEES



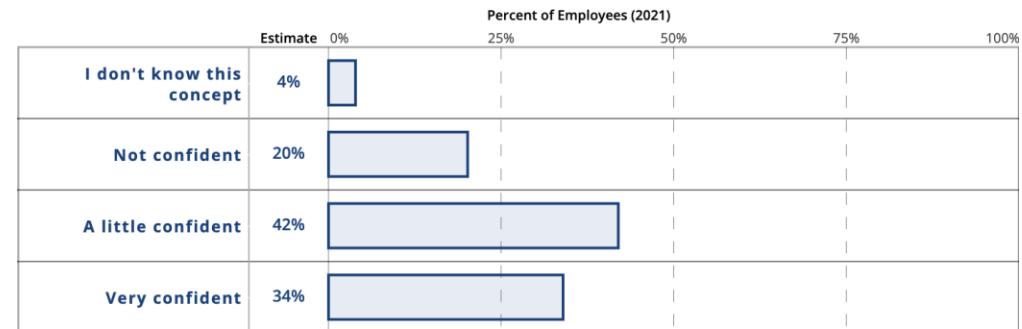
HEALTH EQUITY CONCEPTS: SOCIAL DETERMINANTS OF EQUITY

- **48%** of the national workforce rated their **awareness** of Social Determinants of Equity as **a lot**.
- **34%** of the national workforce is **very confident** in applying the concept of Social Determinants of Equity to their work.

AWARENESS: SOCIAL DETERMINANTS OF EQUITY NATIONAL: ALL EMPLOYEES



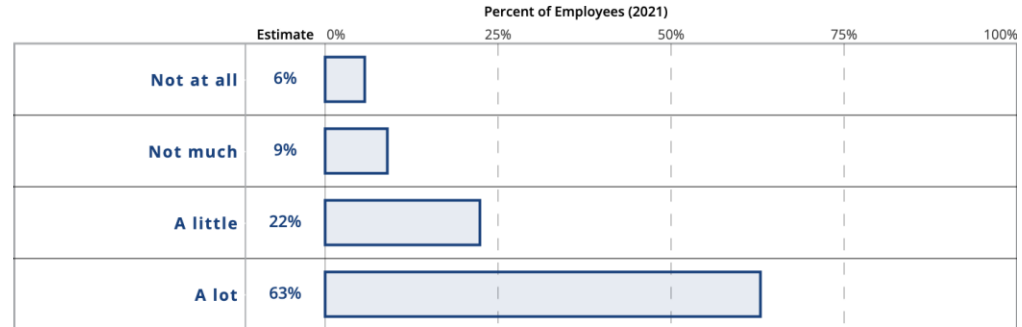
CONFIDENCE: SOCIAL DETERMINANTS OF EQUITY NATIONAL: ALL EMPLOYEES



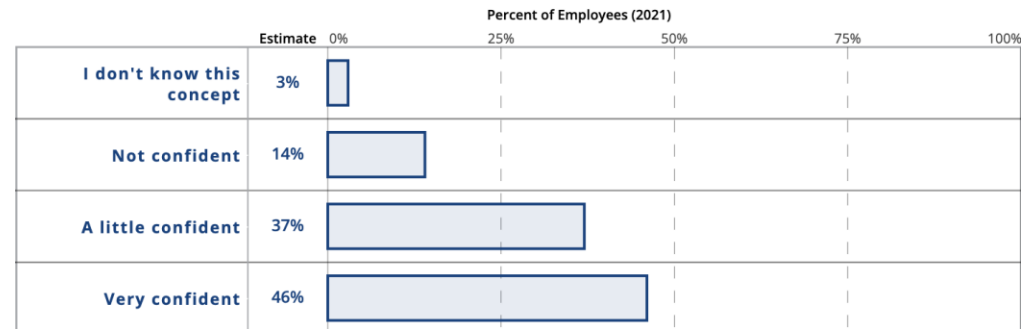
HEALTH EQUITY CONCEPTS: SOCIAL DETERMINANTS OF HEALTH

- **63%** of the national workforce rated their **awareness** of Social Determinants of Health as **a lot**.
- **46%** of the national workforce is **very confident** in applying the concept of Social Determinants of Health to their work.

AWARENESS: SOCIAL DETERMINANTS OF HEALTH NATIONAL: ALL EMPLOYEES



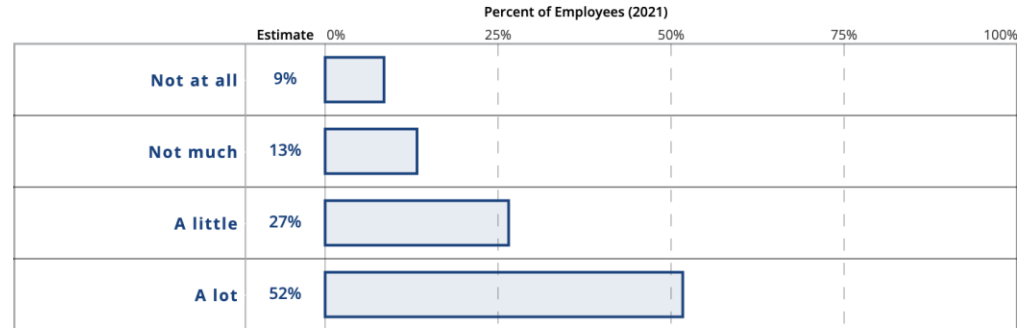
CONFIDENCE: SOCIAL DETERMINANTS OF HEALTH NATIONAL: ALL EMPLOYEES



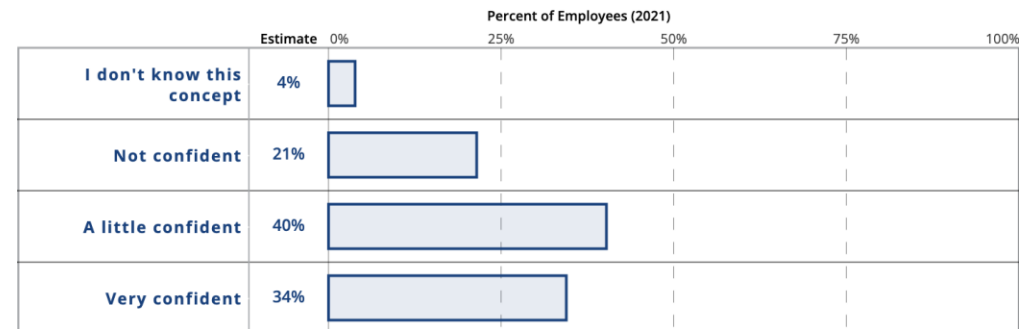
HEALTH EQUITY CONCEPTS: STRUCTURAL RACISM

- **52%** of the national workforce rated their **awareness** of Structural Racism as **a lot**.
- **34%** of the national workforce is **very confident** in applying the concept of Structural Racism to their work.

AWARENESS: STRUCTURAL RACISM NATIONAL: ALL EMPLOYEES



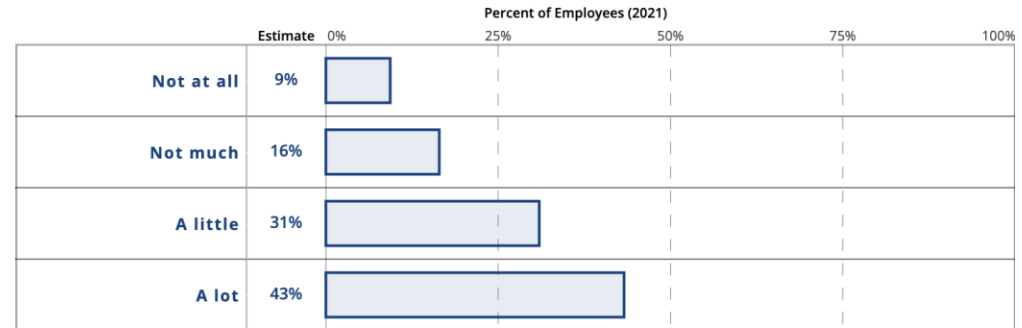
CONFIDENCE: STRUCTURAL RACISM NATIONAL: ALL EMPLOYEES



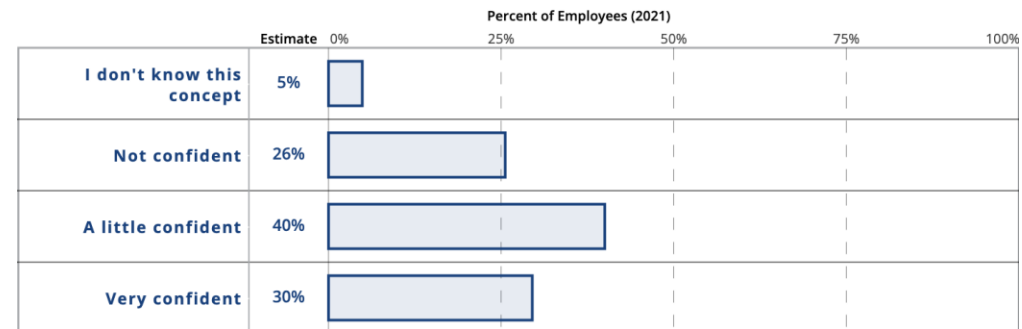
HEALTH EQUITY CONCEPTS: ENVIRONMENTAL JUSTICE

- **43%** of the national workforce rated their **awareness** of Environmental Justice as **a lot**.
- **30%** of the national workforce is **very confident** in applying the concept of Environmental Justice to their work.

AWARENESS: ENVIRONMENTAL JUSTICE NATIONAL: ALL EMPLOYEES



CONFIDENCE: ENVIRONMENTAL JUSTICE NATIONAL: ALL EMPLOYEES



FIND OUT MORE *(delete this slide before printing or presenting!)*

- **Looking for more data and graphs?**

- This report represents only a small portion of the data that are available from the 2021 PH WINS.
- Go to the **national PH WINS Dashboard** to view more data, download graph images, and more. You can find the dashboard at www.phwins.org/national

- **Want to learn more about the survey?**

- Go to <https://debeaumont.org/phwins/2021-findings/> for more information about PH WINS 2021, including key findings, links to publications and survey methods.

- **Have questions?**

- Contact the PH WINS team at: phwins@debeaumont.org

Click the image to go to the national PH WINS Dashboard.

